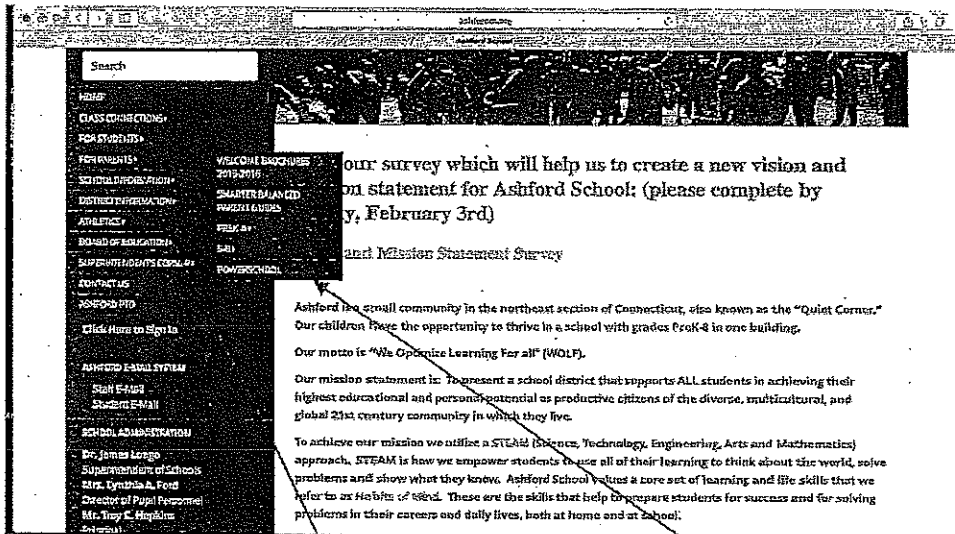



Instructions for "PowerSchool Parent Portal" signup



Start at the school's web site [HTTP://www.ashfordct.org](http://www.ashfordct.org)
Select "For Parents" and pulldown to PowerSchool.



Click on the link for "PowerSchool Parent Portal".

Student and Parent Sign In

Sign In

Create Account

Create an Account

Creates a parent account that allows you to view all of your students with one account. You can also manage your account preferences. [Learn more.](#)

Create Account

If you need more information you can click on "Learn More"

Create a Parent Account

A parent account allows you to view the information for one or more students with a single sign in. You can also manage your personal account preferences.

To create a parent account, enter the following information:

- **Name** - Your first and last name
- **Email** - Student notifications and correspondence related to your parent account will be sent to this email
- **Desired Username** - Your username is your unique PowerSchool identity
- **Password** - Your password must be at least 7 characters long
- **Student Access Information** - Information for a minimum of one student, including the student name, Access ID, Access Password, and your relationship to the student

Sign In

Student and Parent Sign In

[Sign In](#)

[Create Account](#)

Create an Account

Create a parent account that allows you to view all of your students with one account. You can also manage your account preferences. [Learn more.](#)

[Create Account](#)



Now click on the "Create Account" button.

Create Parent Account

Parent Account Details

First Name

Last Name

Email

Desired Username

Password

Re-enter Password

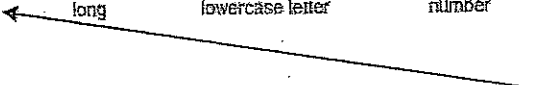
Password must

•Be at least 7 characters long

•Contain at least one uppercase and one lowercase letter

•Contain at least one letter and one number

•Contain at least one special character



Create an account using PowerSchool's password requirements.

Link Students to Account

Enter the Access ID, Access Password, and Relationship for each student you wish to add to your Parent Account

1

Student Name

Access ID

Access Password

Relationship

2

Student Name

Access ID

Access Password

Relationship

To link your Ashford 5-8 grade student(s), the "Access ID" and "Access Password" is the same; your student(s) 4-digit lunch code and the first initial of their first name and first initial of their last name (i.e., 1234gt).

Don't forget to click the "Enter" button at the bottom to complete the signup.

PowerSchool

Student and Parent Sign In

Username

Password

[Forgot Username or Password?](#)

Return to the "Student Parent Sign In" page to log in using your new ID and Password.

[HTTP://ashford.powerschool.com/public](http://ashford.powerschool.com/public)

PowerSchool Welcome, George Test Help | Sign Out

Grades and Attendance: Test, George

Grades and Attendance

Attendance By Class

Exp	Last Week				This Week				Course	T1	T2	T3	F1	Absences	Tardies
	M	T	W	Th	F	S	M	T							
M-A(D4)									Awesome Math	{1}	{1}	{1}	{1}	0	0
									Email Hopkins, Troy C - Rm OFFICE					0	0
Attendance Totals														0	0

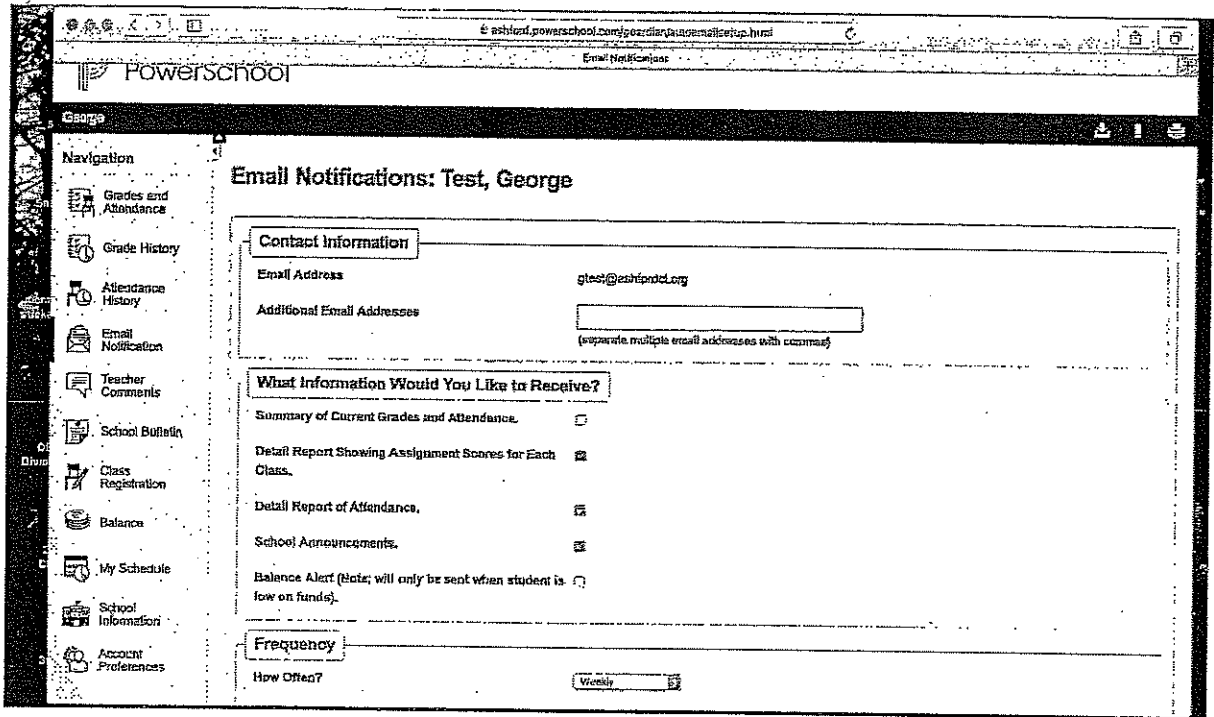
Show dropped classes also

Attendance By Day

Last Week							This Week							Absences		Tardies	
M	T	W	Th	F	S	N	M	T	W	Th	F	S	N	YTD	T2	YTD	
														0	0	0	
Attendance Totals														0	0	0	0

Legend

Explore the information provided by clicking on a category on the left
 (Please note that we do not use the "Balance" category)



You may opt to have information sent to your e-mail address on a varying basis (never, daily, weekly, every two weeks or monthly).

If you have any questions please call or e-mail Assistant Principal Garrett Dukette @ 860-429-6419 gdukette@ashfordct.org